

BUSINESS UNIT:  
AUTOMATIC DOOR TECHNOLOGY

ประตูบานสวิงอัตโนมัติ  
AUTOMATIC SWING DOOR SW-18



ACME INTERNATIONAL (THAILAND) LIMITED  
[www.acme-inter.com](http://www.acme-inter.com)



## AUTOMATIC SWING DOOR SW-18

- SW-18 is soft and smooth in opening and closing, low noise and accurate system with back-up power supply.
- The opening system of SW-18 is designed for Push & Go. By minor pushing, SW-18 will open automatically. In case of hitting any obstacle, SW-18 will swing back immediately.
- With 2 types of arm door, articulate arm and slide arm.
- Multi-Purpose used at any places. Can connect with excess control system, Fire Alarm system, Security system and Intercom system.
- SW-18 is tested for more than 2 million opening and closing.
- SW-18 can be adjusted for various requirements including, other special option variety of the user.
- For example for hospitals, offices, convenience stores, department stores, bus terminals, airports and restaurants.



### Applications

Door panel	Single or Double panels.
Door panel width	Max. 1,200 mm.
Door panel weight	Max. 100 kg.

### Adjustment

Opening range	60 ° – 120 °
Powder consumption	Max. 45 W.
Input power	220V ± 10%.
	110V ± 10%. 50/60Hz
Output for additional accessories	12 VDC, Max.500 mA
Size	480 x 120 x 78 mm.
Weight	5.5 kg. (Without battery)

### Adjustable parameters

Opening time	3 – 6 sec.
Closing time	3 – 6 sec.
Open retention time	0 – 60 sec.
Adjustable opening angle	60 – 120 o
Opening panel (for single panel)	Can swing on either left or right side.

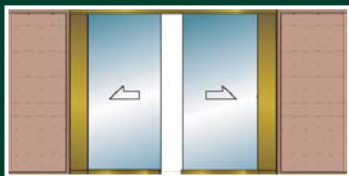
### Accessories

- Standard :
- Remote control System (Standard)
- Options :
- Sensor system
  - Key switch
  - Touch switch
  - Key card
  - Electrical lock System
  - Intercom System
  - Alarm System

# EVER BETTER



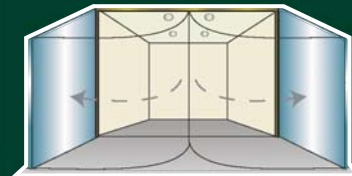
## BUSINESS UNIT: AUTOMATIC DOOR TECHNOLOGY




Sliding Door (ประตูบานเลื่อน)



Telescopic Sliding Door (ประตูบานสไลด์ซ้อน) TC-12D




Swing Door (ประตูบานสวิง)



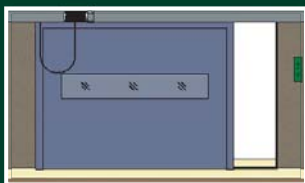
Round Door (ประตูบานเลื่อนโค้ง) RD-24



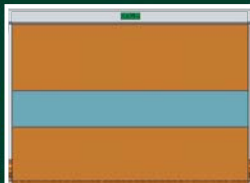
Revolving Door (ประตูหมุน)



Panic Door (ระบบบานเลื่อนพร้อมผลักฉุกเฉิน) PN-12



Cold Storage/ Clean Room Door (ประตูห้องเย็น) CS-260



High Speed Door (ประตูอัตโนมัติแบบม้วนขึ้น) HiSpeed-5



Turnstile (ระบบควบคุมการเข้าออกด้วยประตูกั้น) TT-15, TT-25, TT-20 G



### ACME INTERNATIONAL (THAILAND) LIMITED

630 Onnuj 54, Sukhumvit 77 Road, Suan Luang, Bangkok 10250

Tel: 02 320 5200 (12 Lines)

Fax: 02 320 5208

Website: [www.acme-inter.com](http://www.acme-inter.com)

E-mail: [autodoor@acme-inter.com](mailto:autodoor@acme-inter.com)